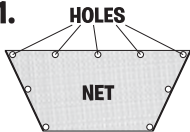


WHACKY SHOTS

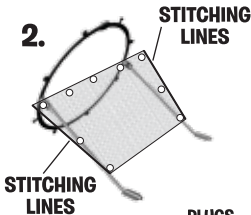
How to assemble the Hoop Target?

1.



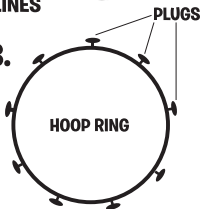
1. **EN** Unfold the net and place between the feet of the Hoop Target.

2.



2. **EN** Make sure that the stitching lines of the net co-inside with the legs of the Hoop Target.

3.



3. **EN** Place the holes of the net over the plugs on the Hoop Target Ring.